

Overview

5000FP-DK is a front panel especially designed to be used in high range piano applications. However, thanks to its versatile interface, it can be also used in other applications like Drums modules or Effect devices.

5000FP-DK hardware includes:

- 21 x tact switches
- 21 x LEDs
- 1 x low cost COG LCD Graphic display 128*64: NEWHAVEN NHD-C12864LZ-FBW-3.3

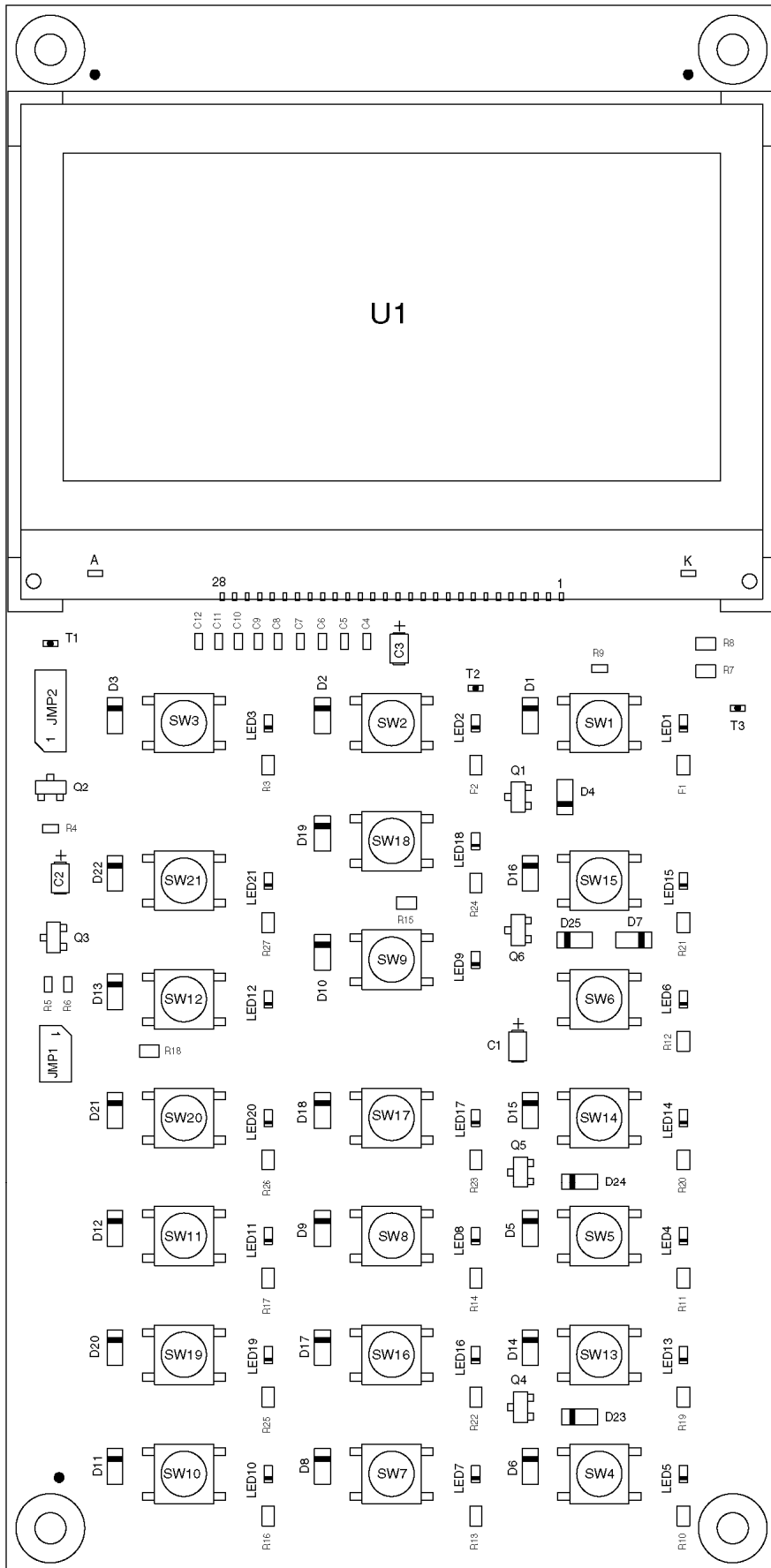
Connectors Configuration

Name	Reference	Type	Description
SWITCHES & LEDES	J1	HE10 - 2*10	Switches and LEDs matrix. Should be linked to dedicated connector of main board: <ul style="list-style-type: none"> • J21 on 5916PIA-DK • J24 on 5808-DK
GRAPHIC LCD	J2	JST XH Series,1*10	Connection to Graphic LCD (serial interface + PWM for backlight). Should be linked to dedicated connector of main board: <ul style="list-style-type: none"> • J6 on 5916PIA-DK • J6 on 5808-DK

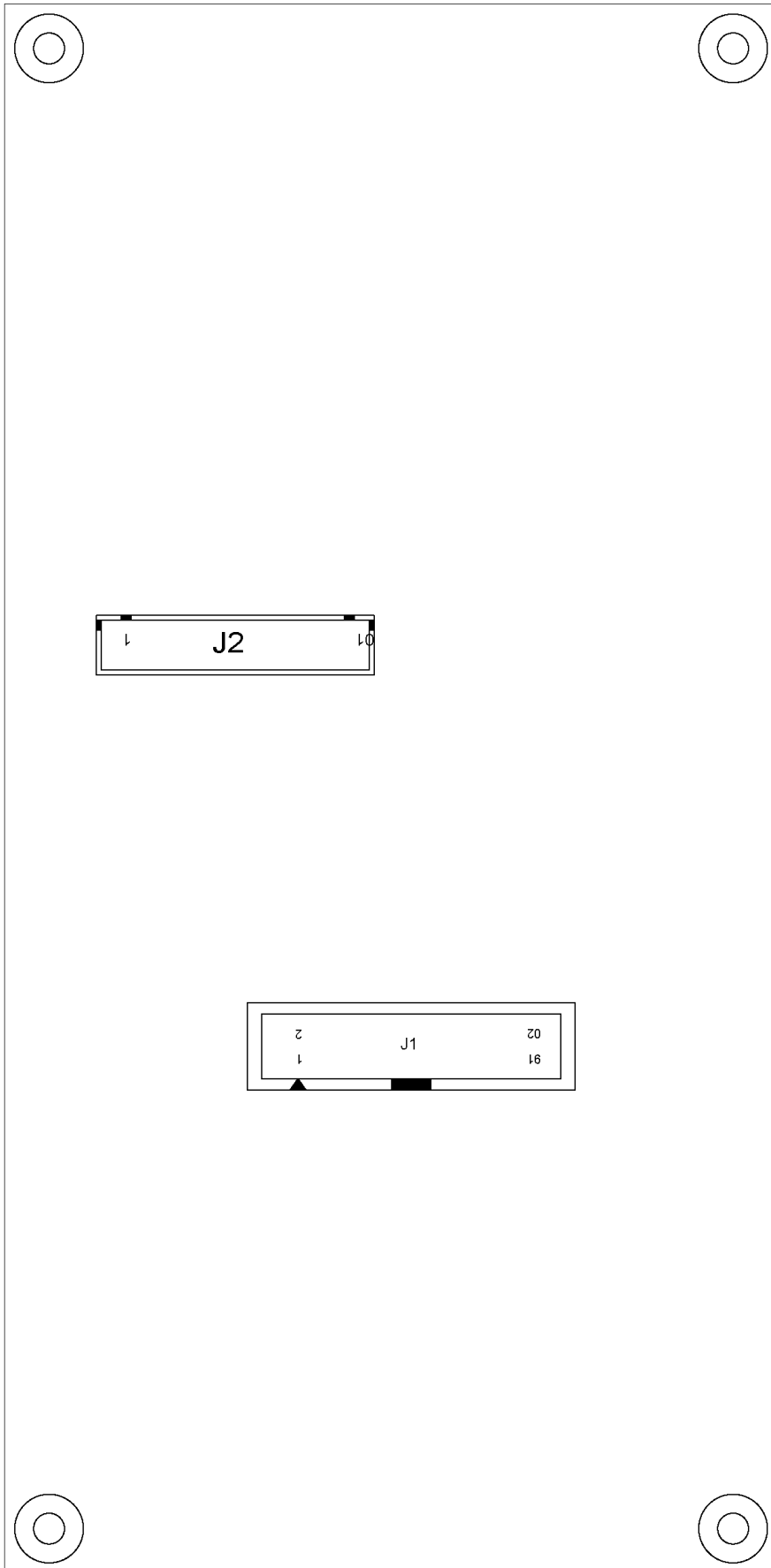
Jumper Configuration

Reference	Default Setting	Description
JMP1	Closed	Connect PWM signal to display backlight.
JMP2	1-2	Source for display backlight <ul style="list-style-type: none"> • 1-2: +5V PWM. • 2-3: +5V DC.

Layout – Top side



Layout - Bottom side



Bill of Material

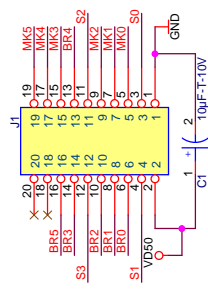
FRONT PANEL - DIGITAL PIANO & OTHERS Revised: November 13, 2014

5000FP-DK.DSN Revision: 0

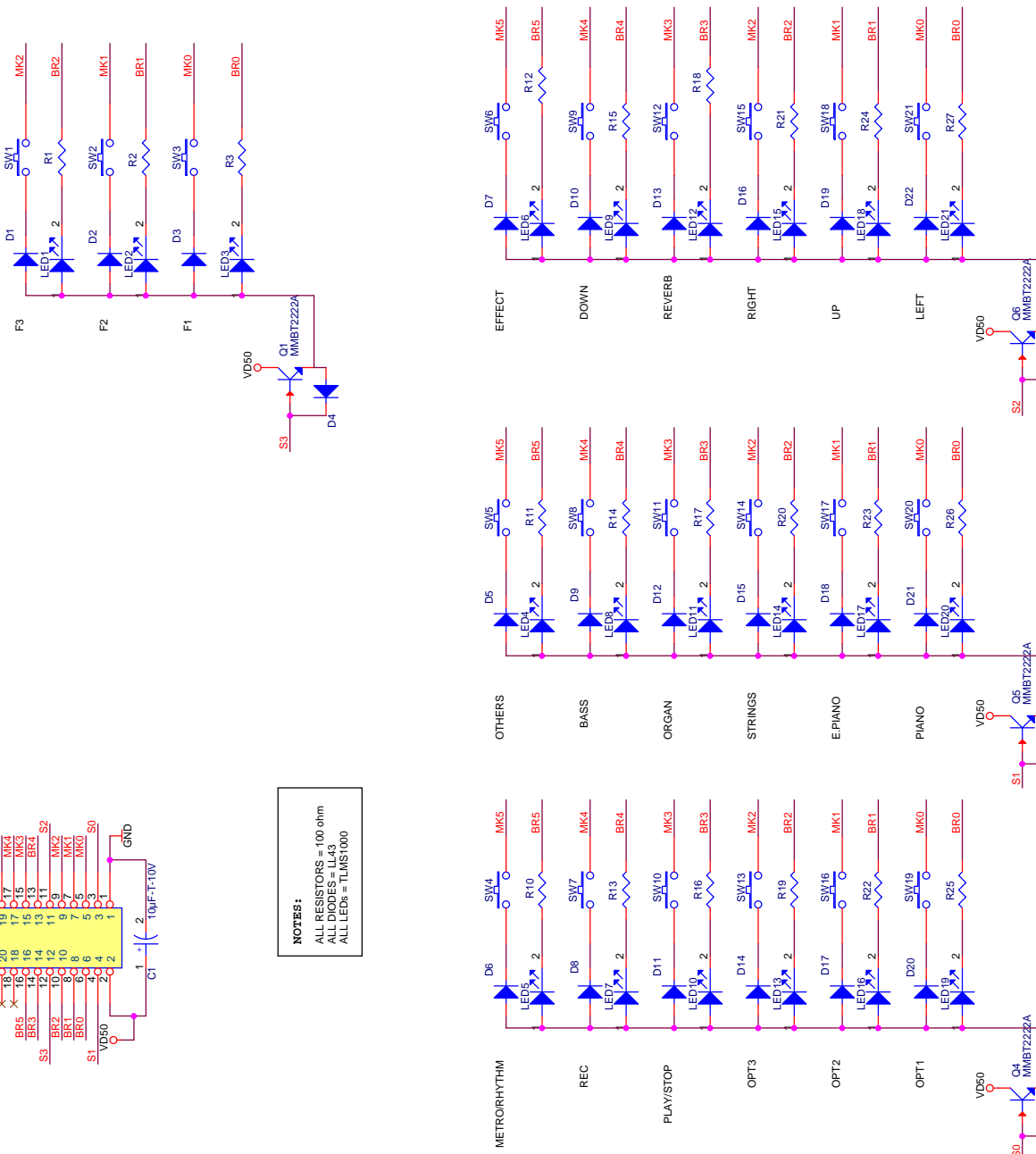
Page 1

Item	Quantity	Reference	Part	Manufacturer	Designation
1	2	C1, C3	10 μ F-T-10V		
2	1	C2	1 μ F-T-10V		
3	9	C4, C5, C6, C7, C8, C9, C10, C11, C12	1 μ F-X5R-25V		
4	25	D1, D2, D3, D4, D5, D6, D7, D8, D9, D10, D11, D12, D13, D14, D15, D16, D17, D18, D19, D20, D21, D22, D23, D24, D25	LL43		
5	1	JMP1	Jumper1P	Generic	BA25-Male-7mm-Gold
6	1	JMP2	Jumper2P	Generic	BA25-Male-7mm-Gold
7	1	J1	HEAD_10X2		
8	1	J2	B10B-XH-A	JST	B10B-XH-A
9	21	LED1, LED2, LED3, LED4, LED5, LED6, LED7, LED8, LED9, LED10, LED11, LED12, LED13, LED14, LED15, LED16, LED17, LED18, LED19, LED20, LED21	TLMS1000-Vishay	VISHAY	TLMS1000-GS08
10	5	Q1, Q3, Q4, Q5, Q6	MMBT2222A		
11	1	Q2	BSH201		
12	21	R1, R2, R3, R10, R11, R12, R13, R14, R15, R16, R17, R18, R19, R20, R21, R22, R23, R24, R25, R26, R27	100		
13	2	R4, R5	10k		
14	1	R6	1k		
15	2	R7, R8	47		
16	1	R9	100k		
17	21	SW1, SW2, SW3, SW4, SW5, SW6, SW7, SW8, SW9, SW10, SW11, SW12, SW13, SW14, SW15, SW16, SW17, SW18, SW19, SW20, SW21	DTSM-6	APEM	DTSM-61N
18	3	T1, T2, T3	TestPoint	Vogt	N.M. (985.62 or 1000C.22)
19	1	U1	NHD-C12864LZ-FSW-FBW-3.3	NEWHAVEN	NHD-C12864LZ-FSW-FBW-3.3

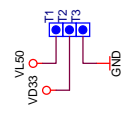
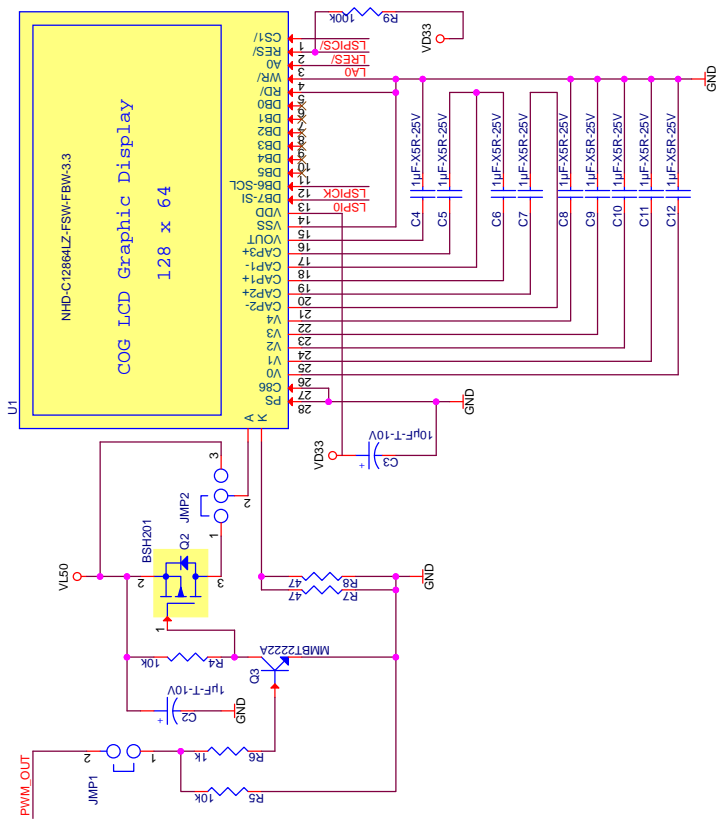
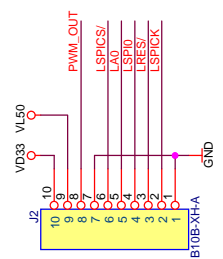
SWITCHES & LEDs



NOTES:
 ALL RESISTORS = 100 ohm
 ALL DIODES = 1U43
 ALL LEDs = TLMS1000



GRAPHIC LCD



DREAM SA CONFIDENTIAL DATA			
Title FRONT PANEL - DIGITAL PIANO & OTHERS			
Size A3	Document Number 5000FP-DK.DSN	Rev 0	
Date: Thursday, November 13, 2014	Sheet 1	of 1	

Dream Contact

info@dream.fr

Website

<http://www.dream.fr>

This publication neither states nor implies any warranty of any kind, including, but not limited to, implied warrants of merchantability or fitness for a particular application. Dream assumes no responsibility for the use of any circuitry. No circuit patent licenses are implied.

The information in this publication is believed to be accurate in all respects at the time of publication but is subject to change without notice. Dream assumes no responsibility for errors and omissions, and disclaims responsibility for any consequences resulting from the information included herein.